

# JPMorgan SAR Global Bond Fund

- The Fund invests primarily in international bonds of (both developed and developing markets).
- The Fund is therefore exposed to interest rate risk which may affect the price of bonds, currency, liquidity and credit risks.
- Investors may be subject to substantial losses.
- Investors should not solely rely on this document to make any investment decision.

## Fund overview

### Investment objective

To provide investors with long term capital growth in HK dollar terms through a portfolio consisting primarily of international bonds (both developed and developing markets).

### Expertise

#### Fund Manager

Myles Bradshaw, Iain Stealey, Linda Raggi, Arjun Vij, Seamus Mac Gorain, Andreas Michalitsianos

### Fund Information

<b>Fund base currency</b>	<b>Denominated currency and NAV per unit</b>
HKD	Class A : HKD 169.87
<b>Total fund size (m)</b>	Class B : HKD 199.92
HKD 5,005.9	Class C : HKD 87.26
<b>SEDOL</b>	<b>Trustee</b>
Class A : 6130439	Cititrust Limited
Class B : B12W4W0	<b>Year end</b>
Class C : BYNJXK2	30 June
<b>ISIN code</b>	<b>Dealing</b>
Class A : HK0000013794	Daily
Class B : HK0000013802	
Class C : HK00000271061	
<b>Bloomberg code</b>	
Class A : JFSRGLB HK	
Class B : JFSRGBB HK	
Class C : JFSRGBC HK	

### Holdings (as at end March 2024)

TOP 10	%
CASH MNGMT BILL DSC 25 APR 2024	6.2
CHINA GOVERNMENT BOND 2.8 15 NOV 2032	4.9
US TREASURY N/B 4.625 28 FEB 2025	3.2
JAPAN TREASURY DISC BILL DSC 22 APR 2024	3.1
BUNDESobligation 2.1 12 APR 2029 REGS	2.7
BUONI POLIENNALI DEL TES 4.2 01 MAR 2034 REGS	2.6
BUNDESREPUB. DEUTSCHLAND 2.5 15 AUG 2054 REGS	2.1
BUNDESSCHATZANWEISUNGEN 2.5 19 MAR 2026 REGS	2.0
AUSTRALIAN GOVERNMENT 3.0 21 NOV 2033 REGS	1.9
JAPAN (10 YEAR ISSUE) 0.5 20 MAR 2033	1.8

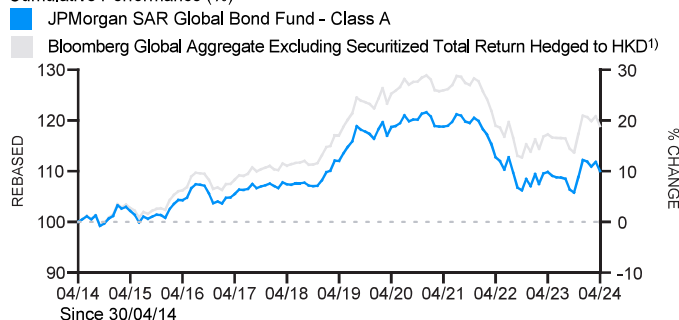
### Portfolio Breakdown

#### Sector

Government	55.1%
Corporate (Investment Grade)	33.1%
Net Liquidity	4.3%
Agency	3.9%
Supranationals	3.5%

## Performance

Cumulative Performance (%)

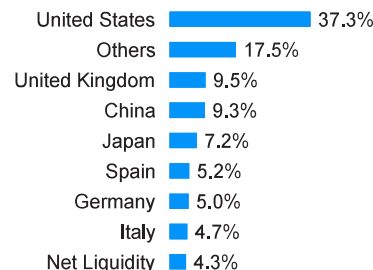


	1 month	1 year	3 years	5 years	Since launch	Launch date
Class A	-1.6	0.1	-7.4	-1.8	119.2	17/09/98 <sup>2)</sup>
Benchmark (in HKD) <sup>1)</sup>	-1.6	1.4	-5.6	1.5	169.4	

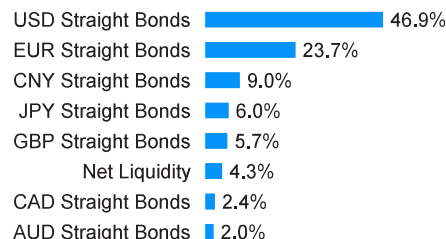
### Calendar Year Performance (%)

	2019	2020	2021	2022	2023	2024YTD
Class A	7.6	4.5	-1.4	-10.7	4.8	-2.0
Benchmark (in HKD) <sup>1)</sup>	8.1	5.3	-0.9	-10.8	6.2	-1.7

### Market



### Currency of Denomination



<sup>1)</sup>Formerly known as Barclays Global Aggregate ex Securitized Total Index (USD hedged). From launch to 31.03.00, Citigroup World Government Bond Total Index (USD hedged). From 01.04.00 to 30.06.02, Citigroup World Government Bond Total Index (50% USD hedged). From 01.07.02 to 30.09.14, Barclays Global Aggregate Total Index (25% USD hedged). Before 25.07.22, Bloomberg Global Aggregate ex Securitized Total Index (100% USD Hedged). <sup>2)</sup>Class A launch date. Class B launched on 17.07.00, Class C launched on 02.11.15. Effective on 1 July 2023, the base currency of the Fund and the currency denomination of its classes of units have been changed from USD to HKD, and the investment objective of the Fund has been changed from "long term capital growth in US dollar terms" to "long term capital growth in HK dollar terms". For the purpose of this document, historical performance of the Fund prior to 1 July 2023 has been converted from USD to HKD using the foreign exchange rates as of the respective dates. Unless stated otherwise, all information as at the last valuation date of the previous month. Source: J.P. Morgan Asset Management/Bloomberg (NAV to NAV in denominated currency). Any overweight in any investment holding exceeding the limit set out in the Investment Restrictions was due to market movements and will be rectified shortly. It should be noted that due to the difference of the fund domiciles the valuation points used by the Unit Trust range and SICAV range of funds for fair valuation (where applied) may vary. For details please refer to the respective offering document(s). Investment involves risk. Past performance is not indicative of future performance. Funds which are invested in emerging markets and smaller companies may also involve a higher degree of risk and are usually more sensitive to price movements. Please refer to the offering document(s) for details, including the risk factors. This document has not been reviewed by the SFC. Issued by JPMorgan Funds (Asia) Limited. For more information, please contact J.P. Morgan Pension Services Tel: 2978 7588 Fax: 2868 4409 Email: jpm.pension@jpmorgan.com or visit am.jpmorgan.com/hk today.